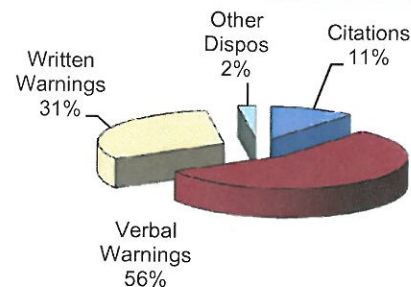
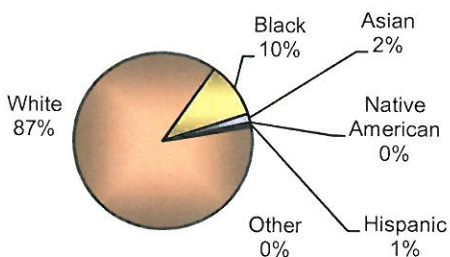
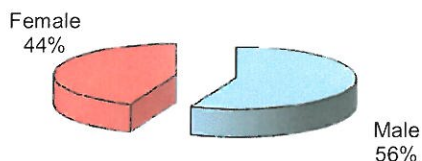


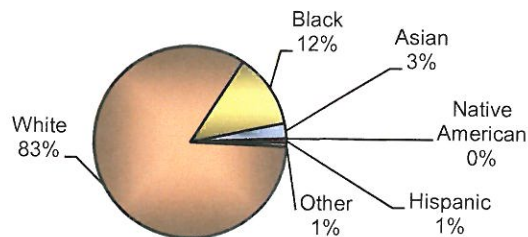
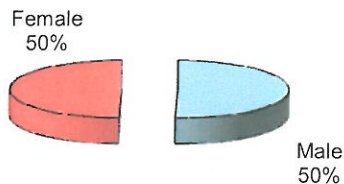
**City of Vandalia
DIVISION OF POLICE
TRAFFIC STOP
DIVERSITY DATA
Second Quarter 2010**

Type of Disposition	Total	Male	Female	White	Black	Asian	Native American	Hispanic	Other	Moving	Equipment	Suspicious
Citations	151	76	75	126	19	4	0	1	1	139	10	2
Verbal Warnings	769	446	323	665	86	11	0	6	1	499	247	23
Written Warnings	434	231	203	391	33	8	0	1	1	384	48	2
Other Dispositions	32	23	9	28	4	0	0	0	0	20	9	3
TOTALS	1386	776	610	1210	142	23	0	8	3	1042	314	30

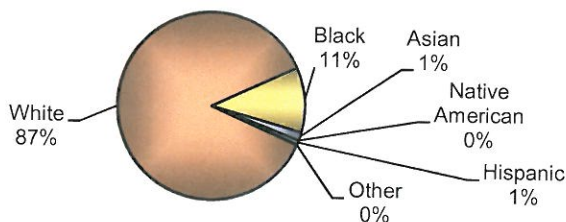
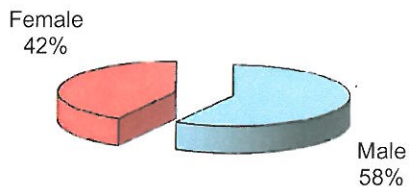
TOTAL TRAFFIC STOPS -



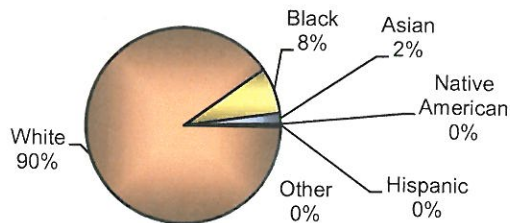

CITATIONS -



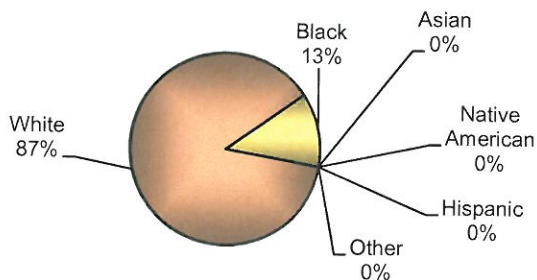
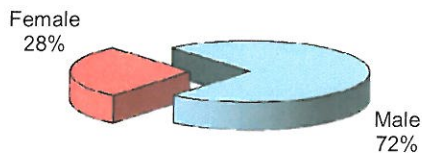
VERBAL WARNINGS -



WRITTEN WARNINGS -



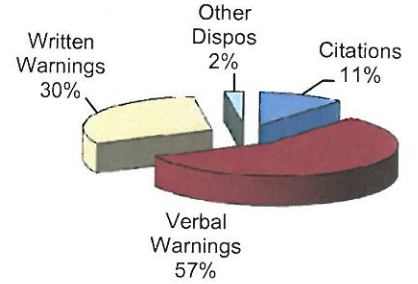
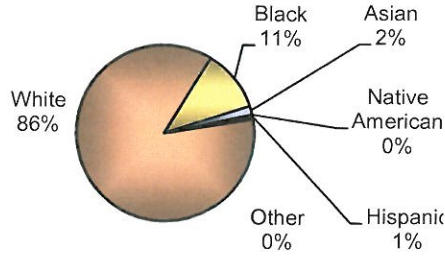
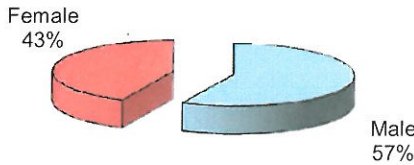
OTHER DISPOSITIONS -



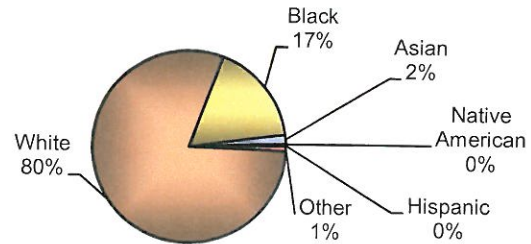
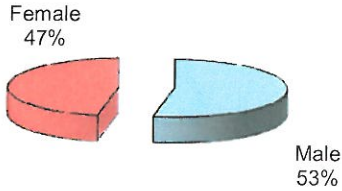
**City of Vandalia
DIVISION OF POLICE
TRAFFIC STOP
DIVERSITY DATA
First Half 2010**

Type of Disposition	Total	Male	Female	White	Black	Asian	Native American	Hispanic	Other	Moving	Equipment	Suspicious
Citations	251	133	118	201	43	4	0	1	2	231	17	3
Verbal Warnings	1308	758	550	1132	145	21	0	9	1	820	456	32
Written Warnings	699	382	317	618	64	12	0	3	2	593	104	2
Other Dispositions	55	40	15	45	9	0	0	1	0	37	12	6
TOTALS	2313	1313	1000	1996	261	37	0	14	5	1681	589	43

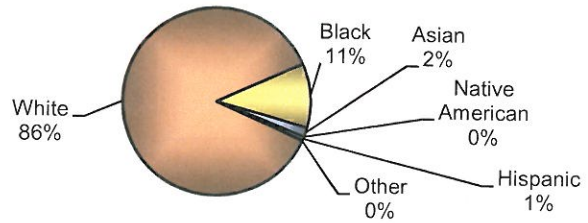
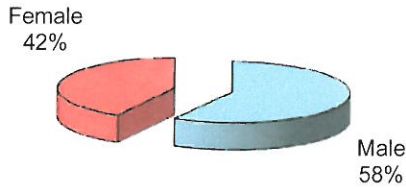
TOTAL TRAFFIC STOPS -



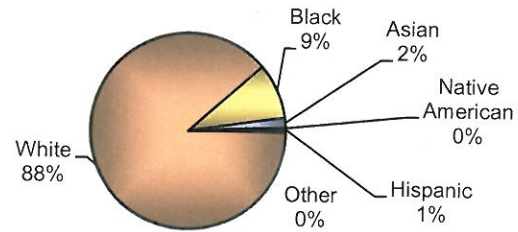
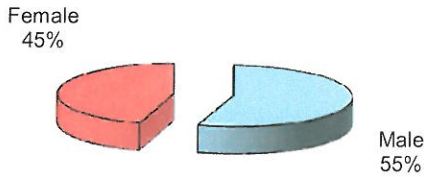
CITATIONS -



VERBAL WARNINGS -



WRITTEN WARNINGS -



OTHER DISPOSITIONS -

