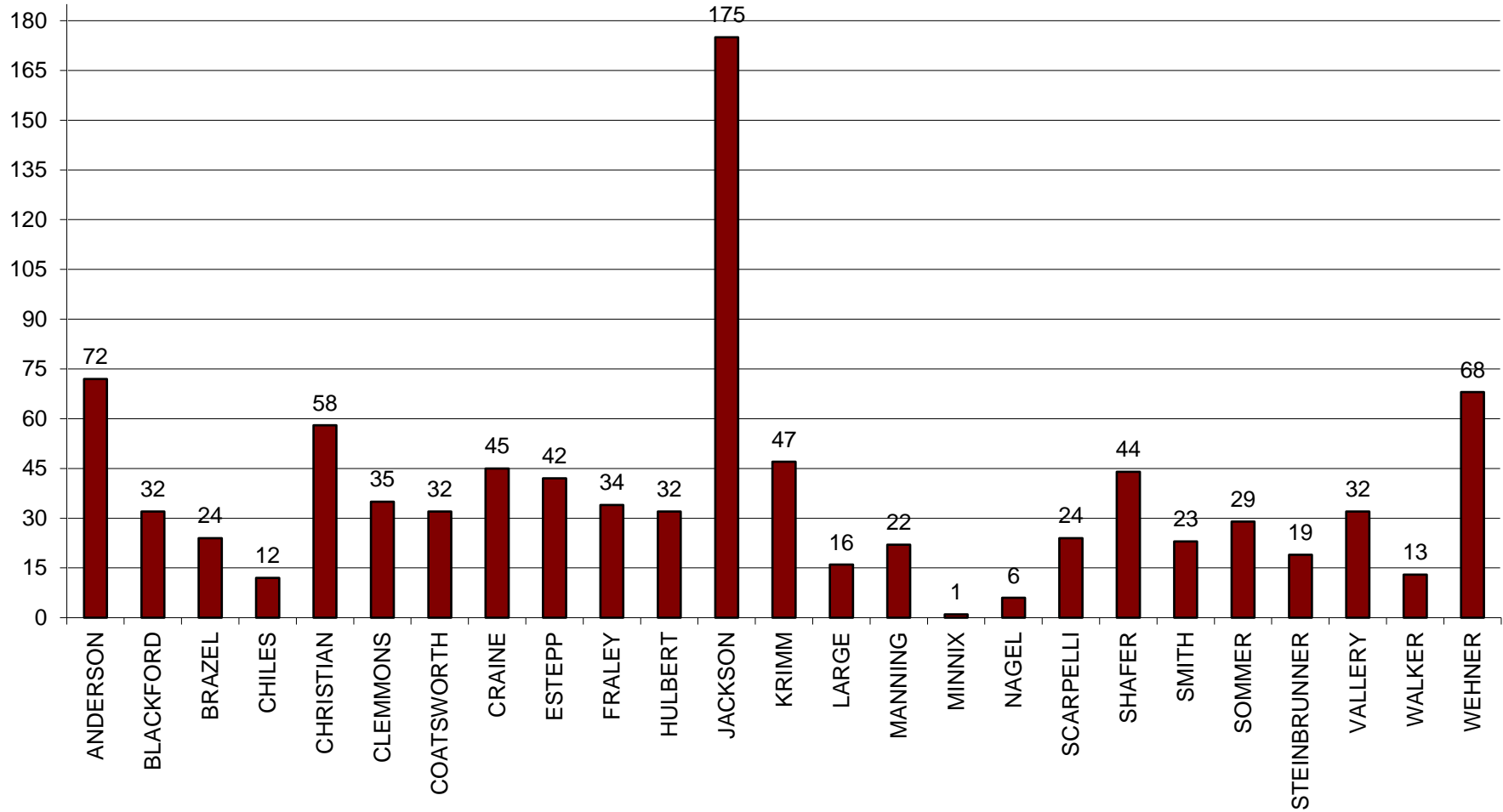


VANDALIA DIVISION OF POLICE
Monthly Traffic Stop Disposition Analysis
Third Quarter 2016

OFFICER	TOTAL STOPS	CITATION ISSUED	%	VERBAL WARNINGS	%	WARNINGS ISSUED	%	OTHER DISPOSITIONS	%
ANDERSON	72	48	67%	1	1%	19	26%	4	6%
BLACKFORD	32	5	16%	8	25%	18	56%	1	3%
BRAZEL	24	6	25%	1	4%	17	71%	0	0%
CHILES	12	2	17%	3	25%	7	58%	0	0%
CHRISTIAN	58	10	17%	4	7%	42	72%	2	3%
CLEMMONS	35	7	20%	3	9%	25	71%	0	0%
COATSWORTH	32	2	6%	10	31%	20	63%	0	0%
CRAINE	45	5	11%	11	24%	28	62%	1	2%
ESTEPP	42	8	19%	15	36%	15	36%	4	10%
FRALEY	34	3	9%	12	35%	19	56%	0	0%
HULBERT	32	9	28%	3	9%	19	59%	1	3%
JACKSON	175	20	11%	21	12%	130	74%	4	2%
KRIMM	47	5	11%	8	17%	33	70%	1	2%
LARGE	16	4	25%	1	6%	10	63%	1	6%
MANNING	22	3	14%	4	18%	15	68%	0	0%
MINNIX	1	0	0%	1	100%	0	0%	0	0%
NAGEL	6	0	0%	4	67%	0	0%	2	33%
SCARPELLI	24	5	21%	6	25%	13	54%	0	0%
SHAFER	44	11	25%	3	7%	29	66%	1	2%
SMITH	23	7	30%	3	13%	12	52%	1	4%
SOMMER	29	1	3%	2	7%	24	83%	2	7%
STEINBRUNNER	19	7	37%	4	21%	6	32%	2	11%
VALLERY	32	5	16%	11	34%	14	44%	2	6%
WALKER	13	4	31%	2	15%	7	54%	0	0%
WEHNER	68	15	22%	7	10%	38	56%	8	12%
TOTALS	937	192	20%	148	16%	560	60%	37	4%

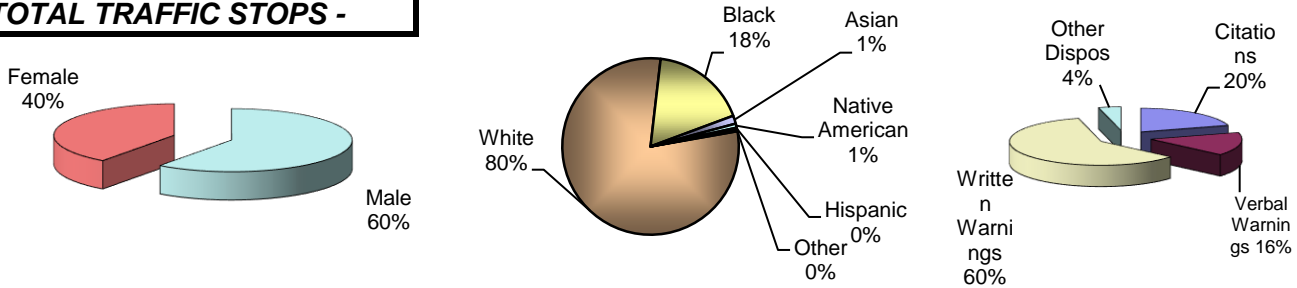
VANDALIA DIVISION OF POLICE
Total Traffic Stops
Third Quarter 2016




**City of Vandalia
DIVISION OF POLICE
TRAFFIC STOP
DIVERSITY DATA
THIRD QUARTER 2016**

Type of Disposition	Total	Male	Female	White	Black	Asian	Native American	Hispanic	Other	Moving	Equipment
Citations	192	115	77	133	50	4	3	1	1	152	39
Verbal Warnings	148	91	57	123	20	2	2	1	0	81	64
Written Warnings	560	324	236	462	87	7	2	2	0	376	184
Other Dispositions	37	33	4	28	7	1	0	0	1	21	9
TOTALS	937	563	374	746	164	14	7	4	2	630	296

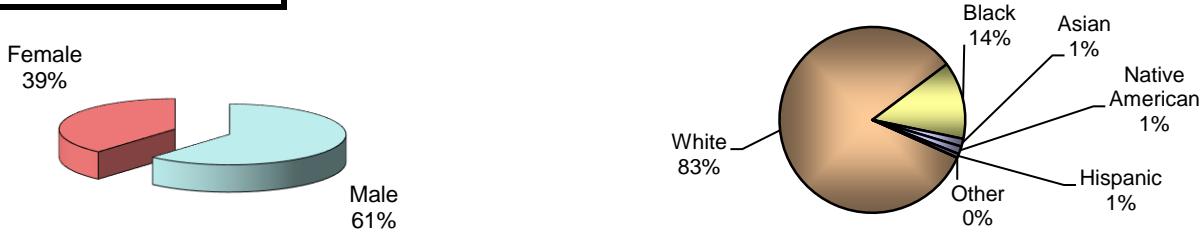
TOTAL TRAFFIC STOPS -




CITATIONS -



VERBAL WARNINGS -



WRITTEN WARNINGS -



OTHER DISPOSITIONS -

